



**Pratap Public School, Sector-6, Karnal**  
**Holiday Homework 2024-25**  
**Class – III**  
**Theme- Tree Plantation**




In every garden, there's a story waiting to be written, a seed to be sown.

**English:**

**Note: Do the given work on A4 size sheet.**

1. Design a comic strip showing the process of planting a tree, from digging a hole to watering and taking care of it.



2. Write collective nouns related to trees or plantation of trees. Few examples are mentioned below.

a. A \_\_\_\_ of trees



b. A \_\_\_\_ of books



c. A \_\_\_\_ of grapes



3. Do pages 1 to 20 in your English calligraphy book.

विषय हिंदी

नोट – दिया गया कार्य ए 4 शीट पर करें।

कार्य सुंदर व सफाई से करें।

1. 'पेड़ एक लाभ अनेक' विषय पर पाँच पंक्तियाँ लिखिए।



2. निम्न चित्र को देख कर अपने हाथ का प्रयोग कर वृक्ष बनाए।


चित्र से संबंधित नारा लिखें।



3. अपनी हिन्दी सुलेख पुस्तिका में 1 से 20 पृष्ठ पूरे कीजिए।

## Maths:

Note: Do the given work on A4 size sheet.




1. Gardening is a brilliant way to boost children's Maths skills. Let's do some activities.

If one plant equals to 10 plants:

- Count how many plants were planted each day?
- On which day maximum plants were planted?
- On which day least number of plants were planted?
- How many total plants were planted in a week?

2. Draw this pattern of trees.



## Science:

1. Seed balls making activity. Follow the steps given below to make the seed balls:
  - a. Mix seed and potting soil together.
  - b. Add dry clay and mix again.
  - c. Slowly add water.
  - d. Make it into a well-blended paste. Mix it well.
  - e. Make small balls out of it.
  - f. Distribute the seed balls among your friends to plant a tree.
2. Observe different types of trees, shrubs, herbs and write their names in the notebook.
3. Observe their leaves and draw their leaf rubbings in the notebook.



## Social Studies:

1. Make friends for your trees. Make the best out of the waste decorations for your garden plants and trees. Click pictures and paste them in your scrapbook. Use rocks, pebbles, and empty cans for this and show your creativity.





2. Write the steps of growing a plant in an empty coconut shell with pictures in your scrapbook.



**G.K.**

Draw the picture given below on A4 size sheet. Solve the grid.



**Computer**

Draw a poster on the topic: Tree Plantation in Tux Paint using Magic tool, Paint tool and Shapes. Take a printout of the poster and write your name, class and roll number before submission.

**Moral Science**

Write a story on A4 size sheet about a tree with the moral value. You can also illustrate it with pictures.

## Art and Craft

1. Paint and decorate small earthen planters.



2. Make a wall hanging as shown in the given picture and decorate it as per your choice.



\*\*\*\*\*